

WE ARE HERE FOR YOU!

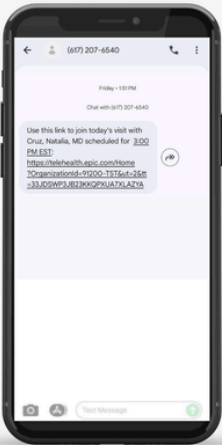
Step by Step Guide



How to join your telehealth virtual visit

1

Prepare to join



Click on the link in your text message or email to join the visit.

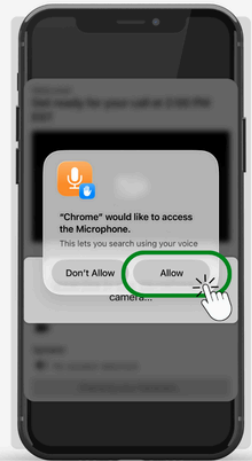
2

On your screen, start the hardware test.
If successful, join the visit.



3

If not able to join, click "Continue" to use devices.
Click "Allow" access.



4

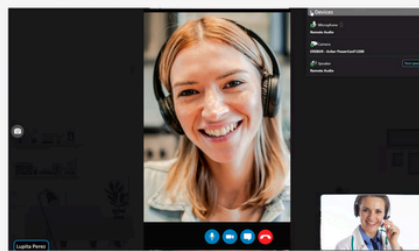
Wait for your doctor to join the call.



5

During the Visit

Talk to your doctor. Use mute and chat functions.



Click the Leave Call button when you're finished.

Are you sure you want to leave the call?

Leave call Stay connected

6

After the Visit

Contact your provider by phone or MyChart with questions.

